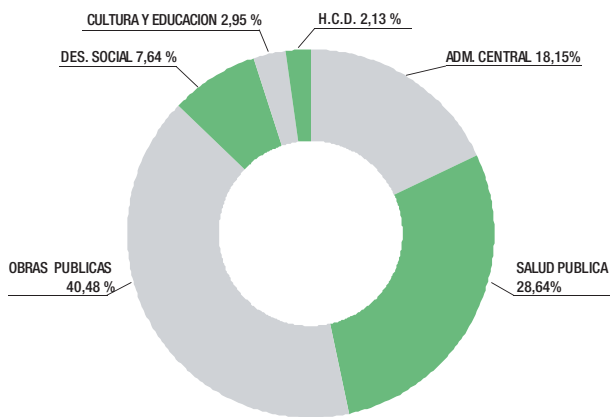


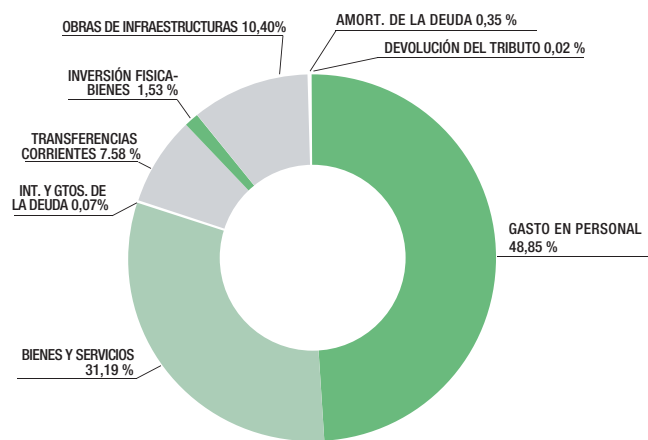
Ejecución Presupuestaria - Gastos 2007

Gastos por Finalidad



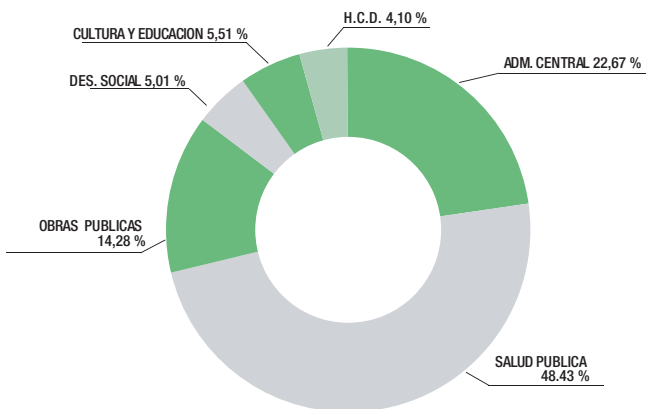
| | MONTO | % |
|----------------------------|----------------|---------|
| ADMINISTRACION CENTRAL | 94,019,009.83 | 18.15% |
| SALUD PUBLICA | 148,349,080.99 | 28.64% |
| OBRAS PUBLICAS | 209,673,017.59 | 40.48% |
| DESARROLLO SOCIAL | 39,559,778.53 | 7.64% |
| CULTURA Y EDUCACION | 15,300,070.80 | 2.95% |
| HONORABLE CON. DELIBERANTE | 11,042,521.10 | 2.13% |
| Total | 517,943,478.84 | 100.00% |

Por Tipo de Gastos



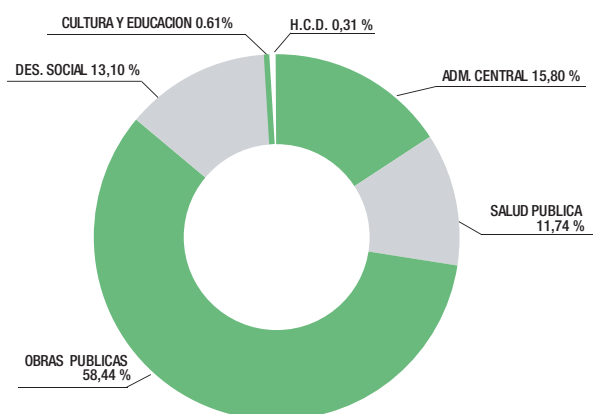
| | MONTO | % |
|---------------------------|----------------|---------|
| GASTO EN PERSONAL | 253,017,828.88 | 48.85% |
| BIENES Y SERVICIOS | 161,563,512.72 | 31.19% |
| INT. Y GTOS. DE LA DEUDA | 387,978.11 | 0.07% |
| TRANSFERENCIAS CORRIENTES | 39,266,833.70 | 7.58% |
| INVERSION FISICA-BIENES | 7,905,985.51 | 1.53% |
| OBRAS DE INFRAESTRUCTURA | 53,849,279.27 | 10.40% |
| AMORIZACION DE LA DEUDA | 1,835,679.49 | 0.35% |
| DEVOLUCION DE TRIBUTOS | 116,381.16 | 0.02% |
| Total | 517,943,478.84 | 100.00% |

Gastos en Personal por Finalidad



| | MONTO | % |
|----------------------------|----------------|---------|
| ADMINISTRACION CENTRAL | 57,369,566.13 | 22.67% |
| SALUD PUBLICA | 122,542,725.44 | 48.43% |
| OBRAS PUBLICAS | 36,130,642.82 | 14.28% |
| DESARROLLO SOCIAL | 12,670,488.39 | 5.01% |
| CULTURA Y EDUCACION | 13,942,375.91 | 5.51% |
| HONORABLE CON. DELIBERANTE | 10,362,030.19 | 4.10% |
| Total | 253,017,828.88 | 100.00% |

Gastos en Bienes y Servicios y Transferencias Corrientes por Finalidad



| | MONTO | % |
|----------------------------|----------------|---------|
| ADMINISTRACION CENTRAL | 31,785,972.37 | 15.80% |
| SALUD PUBLICA | 23,627,832.04 | 11.74% |
| OBRAS PUBLICAS | 117,586,630.55 | 58.44% |
| DESARROLLO SOCIAL | 26,362,813.79 | 13.10% |
| CULTURA Y EDUCACION | 1,221,528.37 | 0.61% |
| HONORABLE CON. DELIBERANTE | 633,547.41 | 0.31% |
| Total | 201,218,324.53 | 100.00% |